

#### ■ Productor Character

- Half Bridge Rectified、Common Cathode Structure.
- Multilayer Metal -Silicon Potential Structure.
- Beautiful High Temperature Character.
- Have Over Voltage protect loop, high reliability.
- RoHs Product.

TO-252-2L



1 2 3

TO-251-3L



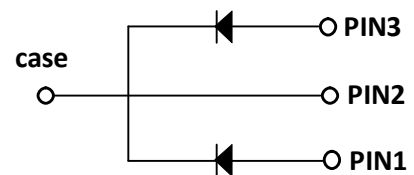
1 2 3

#### ■ Primary Use

- Low Voltage High Frequency Switching Power Supply.
- Low Voltage High Frequency Invers Circuit.
- Low Voltage Continued Circuit and Protection Circuit.

#### ■ Summarize

- SR10150CS/SR10150CU Device optimized for ultra-low forward voltage drop to maximize efficiency in Power Supply applications.



### Absolute Maximum Ratings

Item	Symbol	Data	Unit
Maximal Inverted Repetitive Peak Voltage	VRRM	150	V
*Average Rectified Forward Current (Rated VR-20Khz Square Wave) - 50% duty cycle	IFAV	10	A
Typical Thermal Resistance (per leg package =TO-251-3L/TO-252-2L)	R <sub>θjc</sub>	3	°C/W
Forward Peak Surge Current(Rated Load 8.3 Half Mssine Wave-According to JEDEC Method)	IFSM	125	A
Maximum Rate of Voltage Change ( at Rated VR )	dv/dt	10000	V/uS
Peak Repetitive Reverse Surge Current (2uS-1Khz)	IRRM	0.5	A
Operating Junction Temperature	TJ	-40- +150	°C
Storage Temperature	TSTG	-40- +150	°C

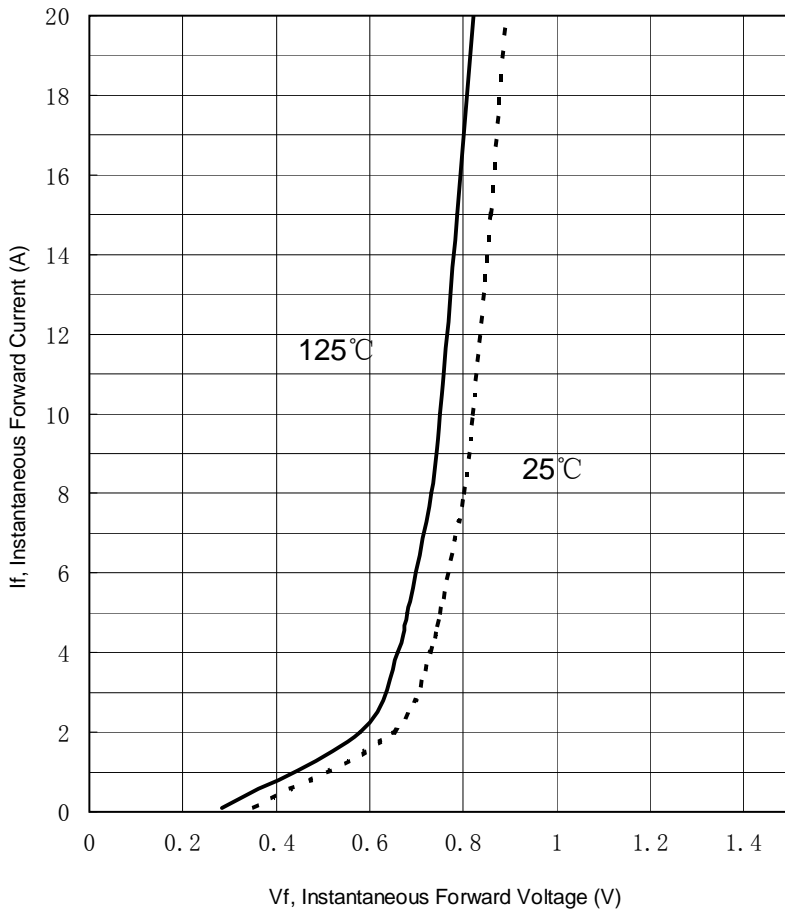
### Electricity Character

Item	Test Condition		TYP.	MAX.	Unit
IR	TJ =25°C	VR=VRRM		10	uA
	TJ =125°C			1	mA
VF	TJ =25°C	IF=5A	0.89	0.92	V
	TJ =125°C	IF=5A		0.75	V

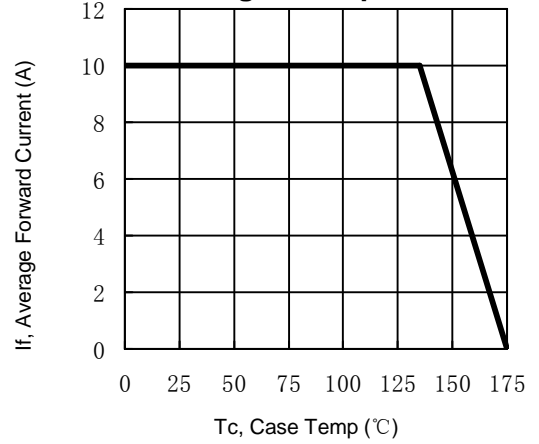
\*IF(AV)= 5A×2

### Characteristic Curves

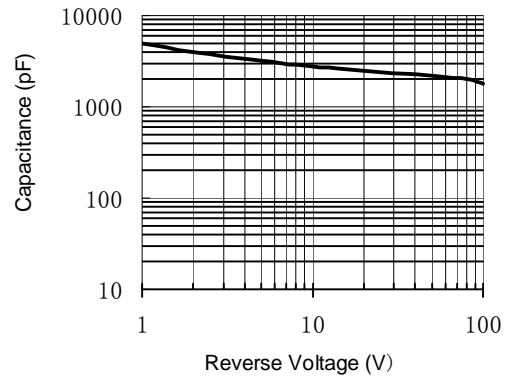
The forward voltage and forward current curve



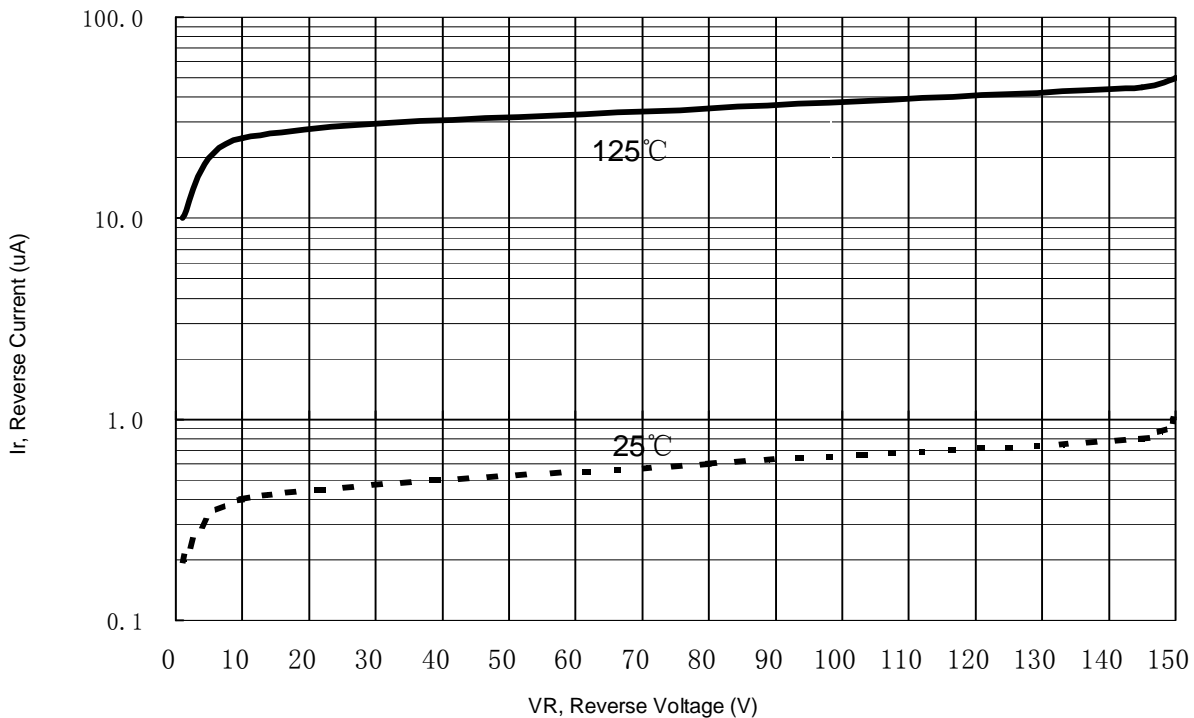
Current derating curve, per element



The crunode capacitance curve

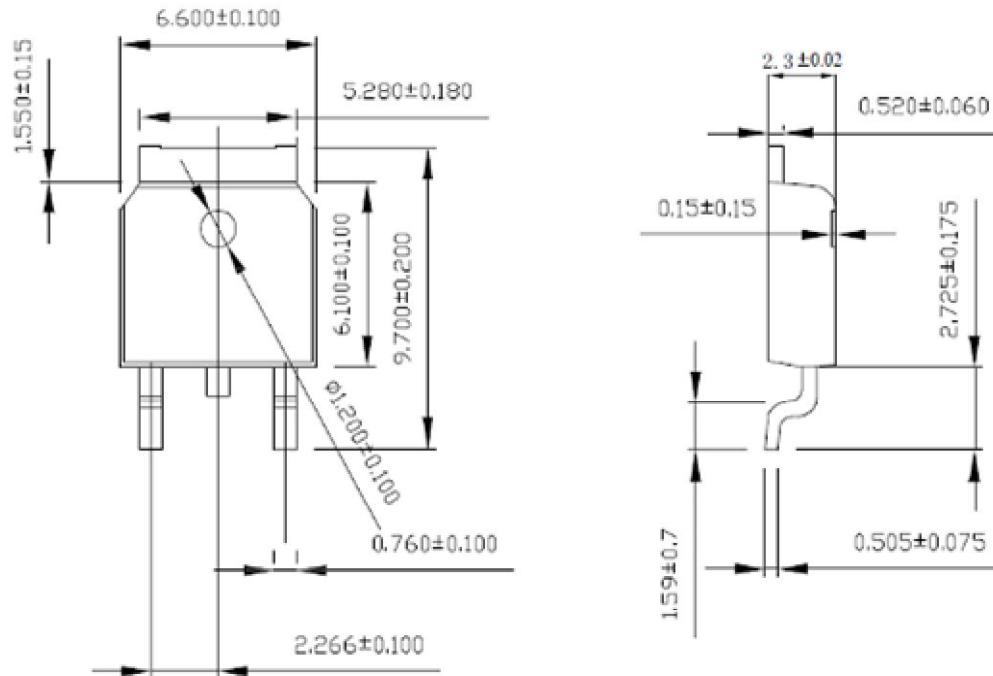


The reverse leak current and the reverse voltage (single-device) curve.

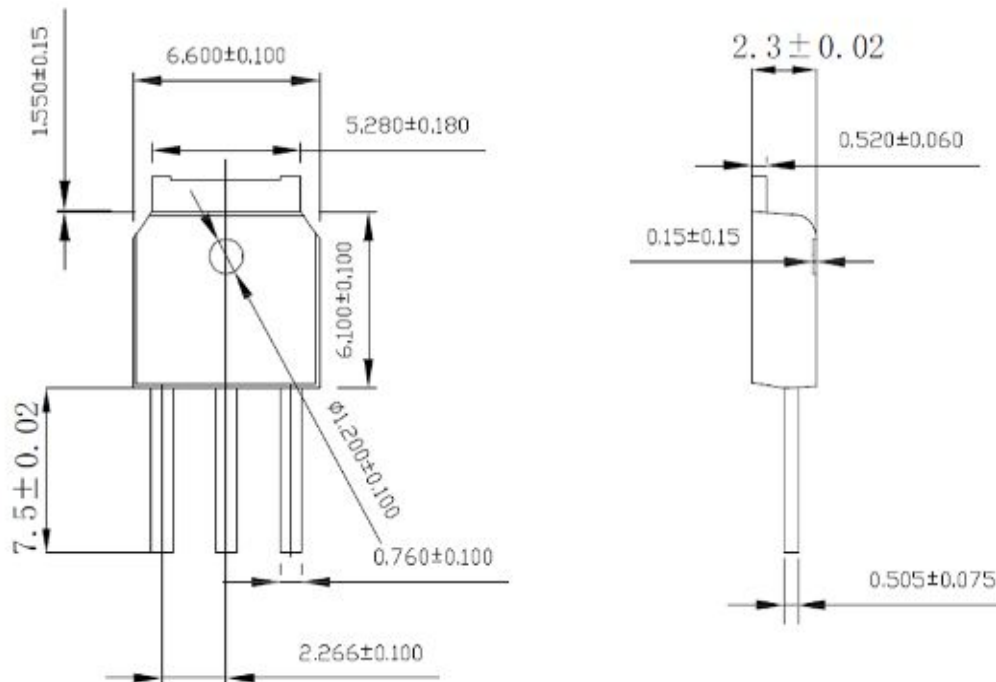


### Package Outline Dimensions

#### TO-252-2L





#### TO-251-3L





#### Packing Information

Part Number	Quantity	Size (mm)
tube	80 pieces	540*15*5
inner box	4000 pieces	554*135*70
outer container	40000 pieces	572*382*300



Part Number	Quantity	Size (mm)
reel	50 pieces	330*25
inner box	2500 pieces	340*336*29
outer container	25000 pieces	353*346*365



#### Marking



- 1.MHCHXM为LOGO。
- 2.SR10150CS为产品型号。
- 3.XXXX代表日期码，第一码表示公元年的最后一码，第二码表示生产时当月码（A,B,C...为一月，二月，三月...），第三，四码表示大量生产时批次码例如:2013年第一月生产的，D/C为HAXX。
- 4.TO-252封装型号后面加“CS”，TO-251封装型号后面加“CU”

### Label

内盒标签（尺寸：125\*32mm）格式：



一维条码类型：CODE128； 二维条码类型：QR CODE

PART NO: 产品型号；

DATE CODE: 产品周号；

QTY: 实物数量；

PACKAGE: 产品封装形式；

BOX NO: 箱号（产品追溯码），每盒号唯一与系统生产批号相关联。

二维码内容, 产品型号/产品周号/数量/箱号,

例如: XXXXXXXX/3J43/1000/20130615001016

外箱标签（尺寸：75\*64mm）格式：



PART NO: 产品型号；

DATE: 产品包装日期；

QTY: 产品数量。

#### 注意事项

- 1) 凡本公司出厂的产品，均符合相应规格书的电参数和外形尺寸要求；对于客户有特殊要求的产品,双方应签订相关技术协议。
- 2) 在安装时，要注意减少机械应力的产生，安装扭矩推荐值0.3牛/米，防止由此引起的产品失效。
- 3) 避免靠近发热元件；焊接上锡时要注意控制温度和时间，焊接温度小于260℃，10S。
- 4) 产品储存需注温度与湿度的控制，一般情况下，温度在5℃-25℃，湿度50%条件下，可存放一年，过保存期后，使用前需重新测试。
- 5) 静电及高压会对产品产生损坏，使用和检验产品时，佩戴防静电腕带或手套，设备工具可靠接地。